

Monthly Notification – Punchbowl Station

October 2024

Sydney Metro is Australia's biggest public transport project.

By 2030, Sydney will have a network of four metro lines, 46 stations and 113km of new metro rail.

Sydney Metro is revolutionising how Australia's biggest city travels, connecting Sydney's north west, south west and greater west to fast, reliable turn-up-and-go metro services with fully accessible stations.

From Monday 30 September, stations between Sydenham and Bankstown will be closed for up to 12 months to complete the final metro conversion works and in 2025, Southwest Sydney will have turn-up-and-go metro services every four minutes in the peak directly into the Sydney CBD. **Fare free Southwest Link buses will replace trains between Sydenham and Bankstown during this time.**

You can plan your trip at transportnsw.info and on real time apps or scan the QR code for more information.

Kerbside changes may also be in place around the affected train stations for temporary bus zones. Please check signage before parking your car.



Work during October

Work will continue within and around Punchbowl Station from 30 September and during October. The main activities will include:

- Installation and modification of cables service route, cables and trackside equipment
- Cable termination on the traction substations and stations
- Maintenance, testing and commissioning of services and equipment, and trackside inspection
- Delivery and storage of materials, including cables, cable drums, light and heavy vehicles
- Installation of equipment, cables and cabinets in station rooms and buildings
- Installation, testing and commissioning of rail corridor security system including CCTV, poles and fibre cables
- Site investigations, surveys, installation of hoardings and associated activities
- De-vegetation and tree clearing throughout the rail corridor where required
- Mobilisation and demobilisation of plant and materials
- Work related to security, segregation fence installation and signalling
- Works at station buildings and platforms including demolition of redundant structures and installation of gap fillers
- Track related construction activities
- Works related to overhead and high voltage wiring and utilities
- Works on various bridges along the corridor
- Landscaping, remediation and maintenance activities
- Parking removal and lane closures to facilitate plant and truck operation

Most work will be carried out during standard construction hours: Monday to Friday 7am – 6pm and Saturday 8am – 6pm.



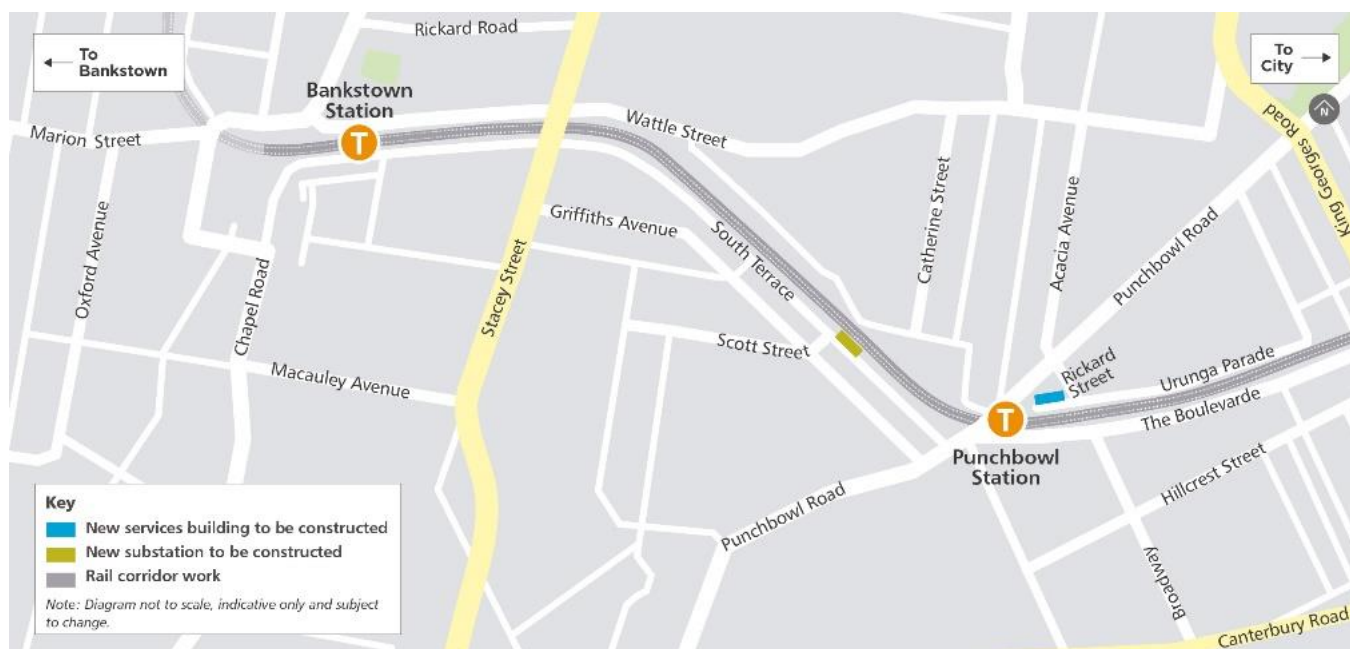
Work outside standard construction hours

Some activities must be undertaken outside standard construction hours to minimise impacts on traffic and to ensure the safety of motorists, pedestrians and workers. Respite hours will be implemented in line with the project's approvals. Highly impacted residents will be notified separately.


What to expect

- Equipment used includes, but is not limited to excavators (including rock hammering equipment), concrete trucks and pumps, concrete vibrators, mobile cranes, elevated work platforms, loaders, rail tamper, hammer drill, rail grinder, hi-rail vehicles, generators, lighting towers, milling machine, paver, water cart, light and heavy vehicles, tippers, dump and delivery trucks, hand-held and electric tools, demolition and road saws, jack hammers, power drills, vacuum truck, asphalt paver, welding equipment, rail and circular saws and compaction equipment including a roller.
- The project team will take every step possible to minimise noise impacts, however some of this work will be noisy. A range of measures are in place to reduce noise and meet the project's approval conditions, including noise barriers, using only the necessary equipment for each task, turning off equipment when not in use and equipping machinery with non-tonal movement alarms.
- Some equipment may be transported outside of standard construction hours in line with Transport for NSW requirements for transporting oversized vehicles.
- Access to buildings and driveways will be maintained at all times.
- We will park our vehicles along the rail corridor where possible however, please be aware that on-street parking may be limited near worksites, particularly during planned rail possessions.


Thank you for your cooperation and understanding while we complete this essential work



Contact us

 24-hour Community Information Line **1800 171 386**

 southwestmetro@transport.nsw.gov.au

 Sydney Metro City & Southwest, PO Box K659,
Haymarket NSW 1240



Translating and interpreting service

If you need help understanding this information, please contact the Translating and Interpreting Service on **131 450** and ask them to call us on **1800 171 386**