

Needs date on next page

Pre-Construction Minor Works Approval Form

Minor Works are defined as any low impact activities that are undertaken prior to the commencement of 'construction' as defined in the project's applicable planning approval. However if Minor Works affect or potentially affect heritage items, threatened species, populations or endangered ecological communities, these works are defined as 'construction' unless otherwise determined by the applicable planning authority.

Minor Works approvals do not remove any obligation to comply with the project's applicable planning approval conditions (including requirements prior to 'any works' commencing) or obtain any other applicable permits, licenses or approvals as necessary.

This application and all supporting information must be submitted to TfNSW/the Environmental Representative as one (1) PDF file at least 10 business days prior to the commencement of the proposed Minor Works.

Part 1: Application	
Contractor:	RPS Pty Ltd
Project:	Sydney Metro – Utility investigations
Application Title: (e.g. Smith St trenching works)	St Peters (Lord Street , May Street, Princes Highway and Edinburgh Road) utility locating and survey <i>AR</i>
Application Number:	17
Application Date:	13/06/17
Planning Approval:	Sydney Metro City & Southwest - Chatswood to Sydenham (SSI 15_7400)
Minor Works Categories: <ul style="list-style-type: none">• Highlight as applicable.• If Items 4, 8 or 11 are applicable, this form must be endorsed by an Environmental Representative.	<ol style="list-style-type: none">1. Survey, survey facilitation and investigations works (including road and building dilapidation survey works, drilling and excavation).2. Treatment of contaminated sites.3. Establishment of ancillary facilities (excluding demolition), including construction of ancillary facility access roads and providing facility utilities.4. Operation of ancillary facilities that have minimal impact on the environment and community.5. Minor clearing and relocation of vegetation (including native).6. Installation of mitigation measures, including erosion and sediment controls, temporary exclusion fencing for sensitive areas and acoustic treatments.7. Property acquisition adjustment works, including installation of property fencing and utility relocation and adjustments to properties.8. Utility relocation and connections.9. Maintenance of existing buildings and structures.10. Archaeological testing under the Code of Practice for Archaeological Investigation of Aboriginal Objects in New South Wales (DECCW, 2010) or archaeological monitoring undertaken in association with other Minor Works to ensure there is no impact on heritage items.11. Any other activities that have minimal environmental impact, including construction of minor access roads, temporary relocation of pedestrian and cycle paths and the provision of property access.
Planning Authority Determination: Will the proposed works affect or have the potential to affect heritage items, threatened species, populations or endangered ecological communities?	The works do not have the potential to affect heritage items, threatened species populations or endangered ecological communities.

Part 2: Details	
<p>Describe the proposed Minor Works: Including work methodologies, site location(s) and site description(s) (e.g. landscape type, waterways, etc.).</p>	<p>Methodology:</p> <ul style="list-style-type: none"> ○ Traffic control – set up ○ Service locate and mark up (via EMI/GPR and water soluble marking paint or chalk) ○ Concrete cut/asphalt cut if required. Two process options: <ul style="list-style-type: none"> – Use a wheel saw mounted on a high flow Bobcat: This process is suitable for trenches up to 200mm wide and 600 mm deep. With the saw operating over this width and grinding the trench with increments as small as 10mm the operator will often feel the change in material that allows the vac truck to investigate; or – Concrete cutting and breaking out: The concrete is cut using a concrete saw until the subbase is exposed allowing it to be broken and removed. A jack hammer is used cautiously to break the concrete into smaller sections. Once this breaking of concrete is complete the concrete is removed. ○ Removal of surface material. ○ Excavate using 1 hydro vacuum excavation truck – (maximum pressure of 2000 PSI as per DBYD recommended pressure) to the following dimensions: Width 200mm, Length 30m and Depth 2.4m ○ Field verification of existing infrastructure and services ○ Mark out exposed service positions measure and catalogue findings ○ Backfill to approved specification – with a 6 tonne jumping jack pneumatic compactor and vibration wacker plate will be used to ensure compaction ○ Re-instate surface using premium cold mix product (EZ Street or similar) ○ Ensure the work site is clean ○ Traffic control – pack up ○ Soil disposal will take place offsite at an appropriate licences facility and will be fully contained from site to disposal. <p>List of plant/equipment:</p> <ul style="list-style-type: none"> ● Traffic control vehicles (ute) including non-tonal reversing beepers (i.e. 'quackers') ● Vacuum Excavation Truck ● Survey equipment ● Electromagnetic wands ● Small-scale Ground Penetrating Radar ● Concrete saw ● Compactor/whacker plate <p>Map See Appendix 1.</p>
<p>Planned Commencement Date:</p>	<p>TBC 12 July 2017 9pm</p>
<p>Local Sensitivities: Describe the presence (if any) of local sensitive environmental areas and community receptors.</p>	<p>Local sensitivities related to surrounding residents and businesses. The works will not impact any trees. Refer to attached ECM (Appendix 1).</p>

(Uncontrolled when printed)

Part 3: Environmental Risk Assessment and Management

Prepare an Environmental Risk Assessment (in accordance with the *Sydney Metro Risk Management Standard*) and an Environmental Control Map for the proposed Minor Works and attach as Appendix 1.
 If an Environmental Risk Assessment and/or an Environmental Control Map for the proposed Minor Works is/are already contained in existing documentation, attach the relevant section(s) as Appendix 1.

Documentation:

List any existing documents (including those referenced above) that the proposed Minor Works will be undertaken in accordance with and attach as Appendix 2 (e.g. plans, procedures, etc.).

- ECM (Appendix 1)
- CEMP (provided to TfNSW separately).
- Out-of-hours Work Application.

Part 4: Workforce Notification

How will the environmental and community risks and associated mitigation measures of the proposed Minor Works be communicated to the contractor's workforce?

- Site induction
- Pre-start meeting
- Toolbox talks

GML will undertake briefings and will be present onsite.

Part 5: Community Consultation

What community consultation has been undertaken already?

These works have been included in the overall Sydney Trains notification information.

What community consultation is planned to be undertaken?

Community will be given 7 days' notice for these proposed works.

If drafted already, attach applicable Community Notification as Appendix 3.


Part 6: Contact Details

Nominate contractor's project manager, environmental and communications contact(s).

Name:	Cameron Miles	Position:	Project Manager and communications contact	Phone:	0404 045 283
	Gareth Thomas		Environment contact		0414 228 613

Part 7: Signature

This signature acknowledges that the proposed Minor Works will be undertaken in accordance with this application, have minimal environmental impact and are not defined as 'construction' in accordance with the applicable planning approval.



Name:	Gareth Thomas		
Signature:		Date:	13/06/17

Determination Page

(TfNSW/Environmental Representative Use Only)

12. Endorsement/Approval

These signatures represent formal endorsement/approval for the proposed Minor Works to commence in accordance with this application and the applicable planning approval requirements (subject to any determination from the applicable planning authority as may be required by the planning approval conditions).

	TfNSW Principal Manager, Communication & Engagement – Endorsement (required for all applications)	TfNSW Principal Manager, Sustainability, Environment & Planning – Approval (required for all applications)	Environmental Representative – Endorsement (required as necessary in accordance with the applicable planning approval, optional for all other circumstances)
Signature:			
Name:	Mitchell Wood O.B.O. Anita Brown	FIL CERONE	
Date:	5/7/17	7/7/17	
Comments:			Supporting letter attached as Appendix 4 if necessary.
Conditions:		-Subject to TfNSW approval of revised CEMP.	Supporting letter attached as Appendix 4 if necessary.
<input checked="" type="checkbox"/>	Approved (by TfNSW)		
<input type="checkbox"/>	Endorsed (by Environmental Representative)		
<input type="checkbox"/>	Rejected		

Appendix 1: Works location map (ECM)

ENVIRONMENTAL CONTROL MAP
SITE NAME: ST PETERS



Legend	
	Site boundary
	Slit trenches
	Local heritage item (LEP)
	State heritage items
	Spill kit

- General Construction Notes**
- This control plan is to be read together with the relevant project environmental documentation i.e. CEMP.
 - Vehicles to use designated access points.
 - Spill kits to be stored at designated points within the site that are readily accessible to the construction team.
 - Ensure measures/materials are ready to mitigate for unforeseen erosion during heavy rainfall

Prepared by:	Gareth Thomas	Reviewed & approved by:	
--------------	---------------	-------------------------	--

STOP WORK REQUIRMENTS	
Aspect	Requirements
Unexpected heritage find	Stop all work in vicinity immediately. Contact Project Environmental Manager. Project Environmental Manager to contact TfNSW Environmental Manager.
Water discharge	Do not proceed without prior approval from Environmental Manager. The TfNSW form <i>Approval to discharge or reuse water 9TP-FT-160</i> is to be completed for all off site dewatering.
Contamination / Hazardous Materials – Suspected contamination material discovered	Stop all work in vicinity immediately. Contact Project Environmental Manager. Contact TfNSW Environmental Manager. Contact the Project ER.
Environmental Incident – Hydrocarbon / Chemical Spill, Contaminated Material Release or Turbid Run-off to Surface Water	Contact the Project Environmental Manager immediately and without delay. Follow incident response guidelines in the CEMP.

CONTACT INFORMATION		
Project Manager	Cameron Miles	0404 045 283
Environmental Manager	Gareth Thomas	0414 228 613
WHS Manager	Cameron Miles	0404 045 283
TfNSW Response Line		1800 775 465
Transport Project Line		1800 684 490
EPA Environmental Line		131 555
Fire and Rescue		000
City of Sydney Council		02 9265 9333
WorkCover		13 10 50
Ministry of Health		(02) 9391 9000
WIRES		1300 094 737

HOURS OF WORK
Subject to Out of Hours approval.