

Activity sheet 1

What do these signs mean and how would you classify them?



Sign 1



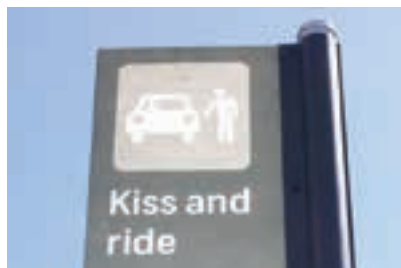
Sign 2



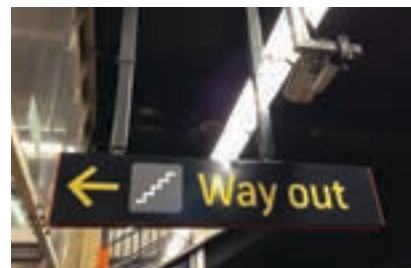
Sign 3



Sign 4



Sign 5




Sign 6



Sign 7



Sign 9



Sign 8



Sign 10

These images show Transport for NSW wayfinding signage.



Northwest

Activity sheet 2


Identify these common sign icons.

The complete set of icons below can be found online at

<http://www.aiga.org/symbol-signs>



Icon 1



Icon 2




Icon 3



Icon 4



Icon 5



Icon 6



Icon 7



Icon 8




Icon 9

Activity sheet 2

Identify these common sign icons.

The complete set of icons below can be found online at <http://www.aiga.org/symbol-signs>



Icon 10




Icon 11




Icon 12




Icon 13



Icon 14



Icon 15



Icon 16



Icon 17



Icon 18